

Specifications

Model	MX5400				MX6000
	Gear-Drive Transmission		HST		HST
	2WD	4WD	4WD		4WD
Engine		V2403CR-T			
Type (Make: KUBOTA)		CRS, direct injection, liquid cooled diesel			
Engine gross SAE J1995 power	HP (kW)	55.5 (41.4)		57.0 (42.5)	63.4 (47.3)
Engine net SAE J1349 power	HP (kW)	53.0 (39.5)		53.8 (40.1)	59.5 (44.4)
PTO power	HP (kW)	46.5 (34.7)			51.8 (38.6)
No. of cylinders/Aspiration		4 / Turbocharged			
Total displacement	cu. in. (cm³)	148.6 (2434)			
Rated speed	rpm	2700			
Fuel tank capacity (ROPS / CAB)	US gal. (ℓ)	13.5 (51) / 11.9 (45)			
Air cleaner		Dry-dual element			
Alternator (ROPS / CAB)	Amp	45 / 130			
Transmission					
No. of speeds		8F/8R		3-range speed	
Main gear shift (4 speeds) (ROPS / CAB)		Partially synchronized (3rd & 4th)		-	
Shuttle		Synchronized		Hydrostatic Pedal Operation	
Main clutch		Dry single plate		No clutch	
Brake		Mechanical wet disc			
Differential lock		Rear standard (mechanical)			
PTO					
PTO type		Live independent, hydraulic PTO with PTO brake, wet clutch			
Speed		@540 rpm			
Hydraulic					
Pump capacity (main)	gpm (ℓ/min)	9.5 (35.8)			
Power steering	gpm (ℓ/min)	4.9 (18.6)			
3-point hitch		Category I & II			
Control system		Position (std), Draft (opt)			
Lift capacity at 24 in. behind lift point	lbs. (kg)	2310 (1050)			
No. of remote valves		Maximum 3 (opt)			
Tires					
Standard	Front/Rear	7.5L-15/14.9-26		9.5-16/14.9-26	
Traveling speeds (w/std. Ag. tires)					
No. of speeds (at rated engine speed)		Forward		Reverse	
First	Fifth	1.1 (1.7)	5.1 (8.2)	1.0 (1.6)	4.7 (7.5)
Second	Sixth	1.5 (2.4)	7.2 (11.6)	1.4 (2.2)	6.6 (10.7)
Third	Seventh	2.4 (3.9)	11.7 (18.9)	2.2 (3.6)	10.7 (17.3)
Fourth	Eighth	3.6 (5.8)	17.3 (27.9)	3.3 (5.3)	15.9 (25.6)
				Forward	Reverse
				L: 0 to	L: 0 to
				4.2 (6.7)	3.7 (6.0)
				M: 0 to	M: 0 to
				8.1 (13.0)	7.3 (11.8)
				H: 0 to	H: 0 to
				17.7 (28.5)	16.0 (25.8)
Other features					
4WD drive system (4WD model)		Bevel gear type			
Steering		Hydrostatic Power Steering			
Hood type / Pedal type		Full open hood / Hanging pedals			
Deck type		Flat			
Dimensions					
Overall length (w/o 3P)	in. (mm)	127.8 (3245)		125.9 (3195)	
Overall height (w/Foldable ROPS / CAB)	in. (mm)	95.7 (2430) / 92.7 (2355)			
Overall width (Minimum)	in. (mm)	69.7 (1770)			
Wheelbase	in. (mm)	74.6 (1895)			
Min. ground clearance	in. (mm)	15.2 (385)			
Tread width	in. (mm)	50.4-62.2 (1280-1580)		52.2 (1325)	
	Front				
	Rear			54.1-58.7 (1375-1490)	
Turning radius (w/ brake)	ft. (m)	8.5 (2.6)		8.9 (2.7)	
Weight					
(with ROPS)	lbs. (kg)	3474 (1576)		3734 (1694)	
(with CAB)	lbs. (kg)	-		4268 (1936)	

Kubota Canada Ltd. reserves the right to change the stated specifications without notice. This brochure is for descriptive purposes only and reasonable efforts were used to set forth the contained information; some items shown may be optional and some products shown may not be available at all dealerships. Kubota disclaims all representations and warranties, express or implied, or any liability from the use of this brochure. For complete warranty, safety and product information, consult your local Kubota dealer and the operator's manual. Power (HP/KW) and other specifications are based on various standards or recommended practices. For your safety, Kubota strongly recommends the use of a Rollover Protective Structure (ROPS) and seat belt in almost all applications. This brochure is intended for Canada only. For information regarding Kubota products or services outside these areas, see Kubota Corporation's global web site. Kubota does not provide parts, warranty or service for any Product which is re-sold or retailed in any country other than the country for which the Product(s) were designed or manufactured.



KUBOTA CANADA LTD.

Head Office:
5900 14th Avenue, Markham, Ontario L3S 4K4
TEL: (905) 294-7477

Visit our web site at: www.kubota.ca

©2019 Kubota Corporation



**Kubota
Genuine Parts**
for maximum
performance,
durability and
safety



For Earth, For Life
Kubota

MX

KUBOTA DIESEL TRACTOR MX5400/MX6000

Affordability. Comfort. Versatility.



Meet the New MX Series.

COMFORT

The MX Series is built to deliver comfort with the CAB or Open Station model. The all new feature-packed cab is ready to take on any task. No matter how cold, wet or dusty, this cab is ready to withstand the elements.

VERSATILITY

The MX Series tractors are renowned for their versatility and ease of operation. With a category I & II 3-Point Hitch, 2WD or 4WD models, gear-drive or HST transmission, Open Station or CAB options, and a tight turning radius, the new MX series is unmatched in versatility.

AFFORDABILITY

With over 50 optional accessories to add on to your tractor, you can make this series customized according to your applications and criteria.

New
CAB model
for all-weather
comfort

KUBOTA DIESEL TRACTOR
MX5400/MX6000

MX5400	Gear-Drive model	46.5 PTO HP
	HST model	46.5 PTO HP
MX6000	HST model	51.8 PTO HP

COMFORT

Achieve year-round comfort with Kubota's new MX CAB.

Rain or shine, hot or cold, day or night, the MX Series' new factory-installed cab is not only affordable, but also provides year-round comfort. This wide, spacious cab features a flat platform with plenty of legroom, tilt-steering, A/C & heating, easy access and use of operator levers and controls as well as the ability to accessorize it to fit your needs.



Standard Equipment for CAB model

- Heater/Air Conditioner
- Tilt-Steering
- Radio Ready (Speaker and Antenna)
- Front Work Light
- Front Wiper
- Rear Wiper
- Rear Defogger

- Suspension Seat
- Floor Mat
- 2-Stage Opening Rear Window
- Room Mirror
- 130 Amp Alternator
- Cup holder
- 12V Socket

Options

- Side Mirrors
- Armrests
- Rear Work Light



2 Stage Opening Rear Window

For fresh air ventilation, the rear window can be set into a second position that keeps it slightly open.



COMFORT

Kick back, relax and get working with the MX Open Station Models.



Suspension Seat with Optional Arm Rest
The new high-back suspension seat offers greater comfort, even after a long day's work. The optional armrests help reduce arm movement and operator fatigue, especially when performing loader work.



Full Flat Deck
Kick back, relax, and get working. The deck enables safe and easy mounting/dismounting, and the 30 spacious inches between fenders gives you all the room you need to work in comfort. In addition, the easy-to-operate hanging pedals optimize legroom.



COMFORT

Your choice of gear drive or hydrostatic transmission (HST)

You know the job better than anyone, and you know exactly how to get it done. That's why the MX Series offers you an affordable choice of gear drive or hydrostatic (HST) transmissions. The Synchro-Shuttle gear drive transmission gives you total control over the power to maximize productivity, especially in loader work. The HST transmission provides smooth performance and control, as well as reduced vibration and fatigue for greater operator comfort.



GEAR MODEL




HST MODEL



Gear Drive Transmission with Synchro Shuttle Shift

Kubota's Synchro-Shuttle Transmission lets you spring into action with smooth control and power. The 4-speed main shift has 2 ranges (Hi/Low), that gives you 8 forward and 8 reverse speeds for the versatility you need to maximize productivity. The main shift lever is conveniently located at the left side of the seat, both on Open Station and CAB models. To give more legroom and to improve operability.



HST Transmission

The MX Series' HST transmission features a hydraulic servo HST control for easier pedal operation as it provides quicker pedal response while minimizing the pedal pressure and force needed to push down on the pedals. This not only provides more comfort, but also smoother performance and constant control no matter the application.



VERSATILITY

When you see the word versatility, think of the new MX Series.

Needing an affordable tractor big enough to move hay bales or pull a hay tedder and rake? Are you also needing that same tractor to get in and out of tight spaces such as barns, livestock pens or wooded areas? The MX Series is the ultimate package when it comes to a tractor that can not only fit those larger compact applications, but also those smaller utility applications. Dirt work, landscaping, mowing, loader work, moving hay bales with the 3-point hitch and front loader, pulling hay rakes and tedders, or even commercial applications like construction projects, turf management, or poultry farms. These are just a few of the applications the MX Series was made to do.



3-Point Hitch

With a maximum lift capacity 24 inches behind the lift point of 2,310 pounds, the MX series allows for a wide range of implements.



Electric-Over Hydraulic PTO Switch

With the electric-over hydraulic PTO switch, the live-independent PTO is easy to use. Simply "Push and Turn" to start or "Push" to stop.

Built to Succeed

This series is designed for: raking, rotary cutting, cleaning chicken houses, golf course maintenance, material handling, feeding animals, moving bales, arena grooming, hobby farming, finish mowing, snow removal.



VERSATILITY

Performance-matched implements make short work of tough jobs

Kubota-built LA1065 Front Loader

Kubota's LA1065 front loader was specifically designed and built for the MX series, thus optimizing the loader's full capabilities. With a high lift capacity, lift height, and breakout force, the LA1065 provides the power needed for those heavy-duty jobs. Additionally, the LA1065 features simultaneous lift and dump of the loader and bucket. This combined with a fast loader cycle time makes operating easy and tasks efficient and quick. The standard 2-lever quick coupler allows easy attachment and detachment of front attachments like grapple buckets or bale spears.



3rd Function Valve

The optional 3rd function valve broadens the scope of the front loader operation by enabling the use of a grapple bucket and other hydraulically controlled attachments. The 3rd function valve can be activated with buttons located on the grip of the joystick.



Kubota-built BH92 Backhoe (Open Station only)

BH92 Backhoe is performance-matched with the MX Series to deliver more power and greater capacity with over 9 feet of digging depth. Attaching and detaching is quick and simple. The full-flat deck delivers optimal legroom for maximum operator comfort while the optional hydraulic thumb offers greater versatility for backhoe operation.

LA1065 Front Loader Specifications

Matching Tractor		MX5400/MX6000
Maximum Lift Height (Pivot pin)	in.(mm)	111.2 (2824)
Clearance w/Attachment Dump	in.(mm)	85.5 (2172)
Reach @ Maximum Height	in.(mm)	26.1 (662)
Maximum Dump Angle	deg.	46
Reach w/Attachment on Ground	in.(mm)	78.1 (1985)
Maximum Rollback Angle	deg.	42
Digging Depth (When Bucket is Level)	in.(mm)	8.4 (213)
Overall Height in Carry Position	in.(mm)	55.7 (1414)
Material Bucket Width/Weight	in.(mm) / lbs (kg)	72 (1830) / 322 (146)
Lift Capacity (Pivot pin)	lbs.(kg)	2275 (1032)
Lift Capacity (500mm forward)	lbs.(kg)	1691 (767)
Breakout Force (500mm forward)	lbs.(N)	3102 (13798)
Raising Time to Full Height w/out Load	sec.	4.4
Lowering Time w/out Load (powerdown)	sec.	3.0
Attachment Rollback Time	sec.	2.4
Attachment Dumping Time	sec.	1.9
Rated Flow	gpm (/min)	9.5 (35.8)
Relief Valve PSI	psi (kg /cm ²)	2631 (185)

* Measures taken with Quick Coupler

BH92 Backhoe Specifications

Matching Tractor		MX5400/MX6000
Transport height	in.(mm)	100.1 (2542)
Stabilizer spread transport	in.(mm)	69.2 (1758)
Ground clearance	in.(mm)	12.7 (323)
Digging depth, 2ft. flat bottom	in.(mm)	109.8 (2789)
Loading height	in.(mm)	84.3 (2141)
Reach from swing pivot	in.(mm)	150.4 (3819)
Swing pivot to rear axle center line	in.(mm)	42.1 (1069)
Bucket rotation	deg.	180

* Not available on Cab models



AFFORDABILITY

Accessories:

- Up to 3 Remote Valves
- Universal Work Lights (ROPS Only)
- 7 Pin Trailer Connector
- Draft Control
- Front and Rear Weights
- Agricultural, Turf or Industrial Tires
- Plus Many More!



Maintenance:

Affordability doesn't just refer to the purchase of the tractor upfront, it's there for the long haul.



Kubota is known for its reliability, quality and durability and the MX series is built to withstand all of the heavy loads and potential wear and tear over the years. The MX series is designed to minimize maintenance with:

- Metal one-piece hood, fenders and platform
- World renowned Kubota Diesel Engine
- Protected hydraulic hoses

Easier Cleaning and Maintenance

The new MX-Series is designed to make daily maintenance easy. For fast cleaning, the radiator screen can be removed from either side of the tractor. Additionally, the air filter, battery and coolant recovery tank are easily accessible.



One-piece, Full-open Hood

The one-piece, full-open metal hood not only adds durability to protect the engine components, but also allows for quick and easy access to the components under the hood.



Air Filter

Checking or changing out the air filter is easily accessible and can quickly be done.



Battery

The MX-Series is equipped with a large capacity battery. Set in an easy to get to location, routine maintenance is a breeze.



Water Separator Sensor

Whenever the water separator is full, a sensor will indicate on the dash panel that draining is required.